



A reliable soft shell at a real value. This go-to basic sheds wind and rain and is a perfect choice for corporate or team uniforming.

- 100% polyester woven shell bonded to a water-resistant film insert and a 100% polyester microfleece lining
- 92/8 poly/spandex woven shell bonded to a water-resistant film insert and a 100% polyester microfleece lining (Heathers)
- 1000MM fabric waterproof rating
- 1000G/M2 fabric breathability rating
- Zip-through cadet collar with chin guard
- Reverse coil zippers
- Front zippered pockets
- Open cuffs and hem

CARE INSTRUCTIONS

Machine wash cold with like colors. Only non-chlorine bleach when needed. Tumble dry medium. Cool iron if necessary.



front



back

[Tips For Effectively Screen Printing Polyester Fabrics](#)

HOW TO MEASURE













BUST

Measure under the arm and around the fullest part of the bust with arms down, keeping tape horizontal.

SIZE CHART

| | XS | S | M | L | XL | XXL | 3XL | 4XL |
|------|-------|-------|-------|-------|-------|-------|-------|-------|
| Size | 2 | 4/6 | 8/10 | 12/14 | 16/18 | 20/22 | 24/26 | 28/30 |
| Bust | 32-34 | 35-36 | 37-38 | 39-41 | 42-44 | 45-47 | 48-51 | 52-55 |

COLOR INFORMATION

| | | | | | | | | | |
|--|---|---|---|---|---|---|---|---|---|
|  |  |  |  |  |  |  |  |  |  |
| Battleship Grey PMS 7540 C | Black PMS NTR BLACK C | Black Charcoal Heather PMS 426C | Deep Smoke PMS 425C | Dress Blue Navy PMS 533C | Navy Heather PMS 533C | Pearl Grey Heather PMS NO MATCH | Rich Red PMS 207C | True Royal PMS 7687C | Very Berry PMS 222C |